

CONE

SUSPENSION/CEILING

TYPE:

PROJECT NAME:

cone

design by alain monnens



The inspiration for the 'cone' comes from the conical-shaped distribution of light which seems to shine directly from the ceiling. The armature is also a physical representation of this cone-like beam. The 'cone' is available as a ceiling and hang light.

The aluminium shade can be made in all available RAL colours, with the possibility to have different colours on the inside and outside of the shade cap.

SPECIFICATION SHEET

Luminart[®]

WWW.LUMINARTLIGHTING.COM
Last updated: 02/24/20

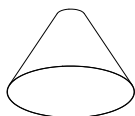
CONE

SUSPENSION/CEILING

TYPE:

PROJECT NAME:

cone S ceiling

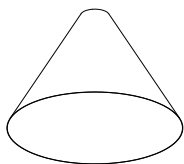


lamp type	retrofit LED
fitting	E26
max. watt	3x15W
voltage	120V
class	1
diameter	600 mm (23.62")
height	400 mm (15.74")

order code

white **T48C4IXOO**
* other colours possible on request

cone M ceiling



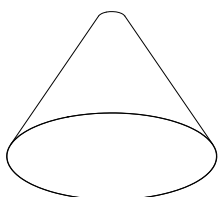
lamp type	retrofit LED
fitting	E26
max. watt	3x15W
voltage	120V
class	1
diameter	800 mm (31.49")
height	580 mm (22.83")

order code

white **T48C3IXOO**
* other colours possible on request



cone L ceiling

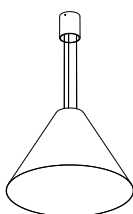


lamp type	retrofit LED
fitting	E26
max. watt	3x15W
voltage	120V
class	1
diameter	1000 mm (39.37")
height	750 mm (29.5")

order code

white **T48C2IXOO**
* other colours possible on request

cone S pendant

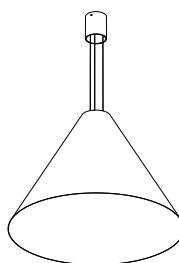


lamp type	retrofit LED
fitting	E26
max. watt	3x15W
voltage	120V
class	1
diameter	600 mm (23.62")
height	400 (3000) mm (15.74")

order code

white **T48H4IXOO**
* other colours possible on request

cone M pendant

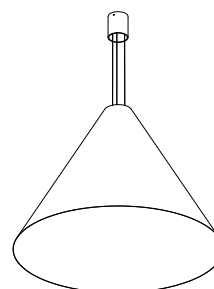


lamp type	retrofit LED
fitting	E26
max. watt	3x15W
voltage	120V
class	1
diameter	800 mm (31.49")
height	580 (3000) mm (22.83")

order code

white **T48H3IXOO**
* other colours possible on request

cone L pendant



lamp type	retrofit LED
fitting	E26
max. watt	3x15W
voltage	120V
class	1
diameter	1000 mm (39.37")
height	750 (3000) mm (29.52")

order code

white **T48H2IXOO**
* other colours possible on request

SPECIFICATION SHEET